To: Dream.org
Fr: Lake Research Partners
Re: 2026 Election Omnibus Survey[1]
Date: November 9, 2026

BAAJA Polling

Voters across partisan lines support faster energy and infrastructure approvals, which fit into the affordability agenda. They are most interested in speeding up projects, making data centers and other large electricity users cover their costs, and retaining meaningful environmental protections. At the same time, their support is conditional on how the proposed reforms will affect costs, environmental protections, and local and Tribal input.

Key Takeaways:

- **The bill starts with broad, bipartisan support.** Voters support the Bipartisan American Affordability and Jobs Act (BAAJA) 56% to 12%, with 37% strongly supportive. However, roughly three in 10 (32%) say they do not know enough to have an opinion. Support spans Democrats (62%), Independents (57%), and Republicans (50%).
- **The bill starts from a favorable position, but there is room for its specific provisions to shape opinion.** Making data centers pay their own way is the clearest persuasive message. Requiring large data centers to pay for certain additional power grid updates and the costs associated with serving them makes 76% more likely to support the bill, including 53% much more likely. This provision's appeal crosses demographic and political lines, including 82% of Independents and weak partisans.
- **Voters favor streamlining approvals, especially faster federal reviews. Faster reviews have broader appeal than other procedural changes tested.** Faster deadlines for federal reviews of energy and infrastructure projects make 67% more likely to support the bill (36% much more likely). This compares to 56% (30% much more likely) for expanding federal authority to approve certain interstate transmission lines and speed up regional planning, with costs allocated based on who benefits, and 55% (28% much more likely) for setting a 150-day deadline for certain legal challenges to project approvals and restrict when federal agencies can revoke permits for projects.
- **The weakest provisions deal with historic preservation and Tribal sovereignty**. When a part of the proposed bill is described as changing historic-preservation review and weakening Tribal consultation and protections for places with cultural or religious importance, 61% are less likely to support the bill, including 44% who are much less likely. When another part of the bill is

[1] Methodology: Lake Research Partners designed and administered this pre-election and election night omnibus survey, which was conducted by phone using professional interviewers October 31st – November 3rd 2026. The questions about voting and the demographics reached a total of 2,400 registered voters nationwide who voted in the 2026 midterm elections, including both cell phones and landlines. Issue questions reached a total of 1,204 registered voters nationwide who voted in the 2026 elections. The survey has a margin of error overall of ± 2.0% at the 95% confidence interval and ±2.8% for the issue questions. The margin of error is higher among subgroups.

described as exempting some activities from review, 50% of voters are less likely to support it (28% much less likely). When it is described as limiting when states and Tribal governments can deny or impose conditions on water-quality certifications for federally permitted projects, 49% of voters are less likely to support it (31% much less likely). When it is described as narrowing the environmental effects that federal reviews must consider, voters split: 40% are more likely to support versus 39% less likely, with similar intensity on both sides.

Support for BAAJA

Voters support the Bipartisan American Affordability and Jobs Act (BAAJA) 56% to 12%, though three in 10 do not know enough to have an opinion. The proposal to change federal rules to make reviewing and approving energy and other infrastructure projects faster is *strongly* supported by 37% of voters overall. The bill is supported by at least half across partisan lines, including 50% of Republicans, 57% of Independents, and 62% of Democrats. Intense support is highest among Democrats (43% strongly support).

Congress is considering a new federal bill called the Bipartisan American Affordability and Jobs Act. The proposal would change federal rules to make reviewing and approving energy projects faster, such as power lines and solar farms, and other infrastructure projects.
Based on what you know right now, would you say you strongly support, not so strongly support, not so strongly oppose, or strongly oppose this proposal, or do you not know enough about it to say?

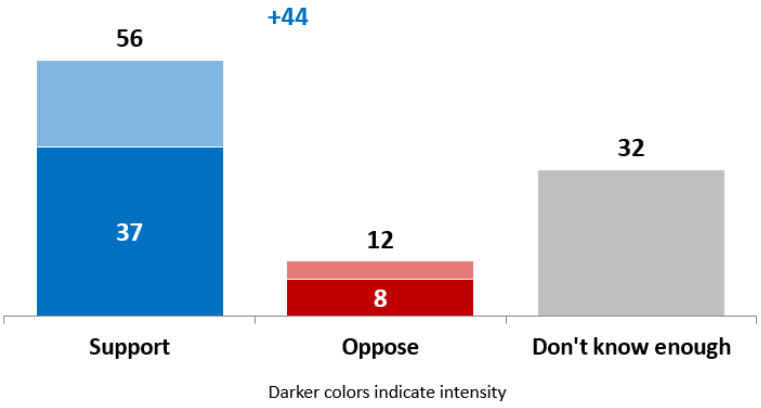

- More than half of voters in every region support the bill, including 52% of voters in the West, 52% of voters in the Midwest, 56% of voters in the South, and 65% of voters in the Northeast.

When asked about different parts of the bill, **the most popular provision would require large data centers to pay for certain additional power grid updates and the costs associated with serving them –** 53% are <u>much more</u> likely to support the bill after hearing this (76% are more likely overall). Solid majorities across demographics say they would be more likely to support the bill if it included this requirement, including nearly nine in 10 voters in the Midwest (87%), 82% of Independents and weak partisans, 81% of male voters, 80% of white voters, 80% of voters under 30, and 80% of college-educated voters.

Now let me read you some different parts of the bill and tell me if it makes you more or less likely to support the bill or if it makes no difference.

		All	Gender		Age		Race			Region				PID			Congressional Ballot	
			M	W	<50	50+	W	AA^	L^	NE	MW	S	W	D	Ind/ DK w/ weak	R	Dem	Rep
The bill will require large data centers to pay for certain additional power grid updates and the costs associated with serving them*	% More likely support	76	81	72	76	77	80	62	66	66	87	75	78	74	82	79	75	77
	% Less likely to support	10	8	13	11	10	9	16	17	14	6	12	9	13	6	8	11	10

*split sampled; n<100

- Those most likely to say they would be much more likely to support the bill based on this provision include weak Republicans (71%)[2], voters in the Midwest (66%), 2026 battleground voters (64%), men over 50 (60%) and men over 65 (67%), and voters under 30 (61%)[3].

Majorities of voters are also more likely to support the bill after hearing about the following provisions, though with less intensity:

- *The bill will set faster deadlines for federal reviews of energy and infrastructure projects** – 67% more likely, 36% much more likely
  - Across party lines, 65% of Democrats, 57% of Independents and weak partisans, and 73% of Republicans say they are more likely to support the bill based on this provision.
  - Two-thirds (66%) of voters who supported a Democratic candidate this election are more likely to support the bill based on this provision. Seven in 10 (71%) of voters who supported a Republican candidate also say they are more likely to support the bill.
- *The bill will expand federal authority to approve certain interstate transmission lines and speed up regional planning, with costs allocated based on who benefits** – 56% more likely, 30% much more likely
  - Across party lines, 53% of Democrats, 45% of Independents and weak partisans, and 63% of Republicans say they are more likely to support the bill based on this provision.
  - 55% of voters who supported a Democratic candidate this election and 59% of those who supported a Republican candidate say they would be more likely to support the bill.
- *The bill will set a 150-day deadline for certain legal challenges to project approvals and restrict when federal agencies can revoke permits for projects** – 55% more likely, 28% much more likely
  - Across party lines, 50% of Democrats, 49% of Independents and weak partisans, and 64% of Republicans are more likely to support the bill based on this provision.
  - 52% of voters who supported a Democratic candidate this election and 62% of those who supported a Republican candidate say they would be more likely to support the bill.

*item split sampled
[2] N<100
[3] N<100

Voters are conflicted when it comes to *narrowing the environmental effects that federal reviews must consider** – 40% are more likely to support the bill while 39% are less likely. Intensity is similar in both directions, with 23% saying they would be much more likely to support the bill with this provision and the same percentage saying they would be much less likely to support it. Looking across party lines, 53% of Democrats are less likely to support while 57% of Republicans are more likely to support.

Roughly half or more voters say they are less likely to support the bill after hearing about provisions that limit or change historic preservation reviews, exempt some activities from review, and limit local and Tribal government input.

- *The bill will change historic-preservation review and would weaken Tribal consultation and protections for places with cultural or religious importance** – 61% less likely to support, 44% much less likely to support
    - 74% of Democrats, 70% of Independents and weak partisans, and 47% of Republicans are less likely to support the bill based on this provision.
    - Similarly, 72% of voters who supported a Democrat this election are less likely to support the bill based on this provision, as are 47% of voters who supported a Republican.
- *The bill will exempt some activities from review** – 50% less likely to support, 28% much less likely to support
    - 56% of Democrats, 61% of Independents and weak partisans, and 43% of Republicans are less likely to support the bill based on this provision.
    - The pattern is similar by congressional vote: 54% of those who voted for the Democrat this election saying they would be less likely to support the bill and 44% of those who supported the Republican saying the same.
- *The bill will limit when states and Tribal governments can deny or impose conditions on water-quality certifications for federally permitted projects** – 49% less likely to support, 31% much less likely to support
    - 57% of Democrats and 57% of Independents and weak partisans are less likely to support the bill based on this provision. Republicans split – 38% are less likely while 35% are more likely to support (another 27% either don't know or say it would make no difference to their support).
    - Again, the pattern is similar by congressional vote: 56% of those who supported a Democrat this election saying they would be less likely to support the bill, compared with 39% of those who supported a Republican.

A plurality of voters (33%) say all outcomes tested are important when Congress considers the proposed bill about how energy projects get approved and built. Of the list provided, making sure data centers pay their way for the power they use rises to the top (20%), followed by creating energy independence for the U.S. (17%), protecting rivers, wetlands, and wildlife (16%), and lowering household electricity bills (15%). About one in 10 say lowering climate-warming pollution over time (12%), promoting an all of the above energy strategy, including renewable, oil and gas development (12%), and lowering diesel and gas prices (11%) are important outcomes.

When looking across partisan lines, Democrats are most likely to say all the outcomes are important (38%) and then divide their prioritization between protecting rivers, wetlands, and wildlife (21%), making sure data centers pay their own way for the power they use (20%), and lowering climate-warming pollution over time (20%). Independents are most likely to say lowering household electricity bills is most important (25%). Republicans are most likely to say creating energy independence for the U.S. is most important (30%).

Which TWO of the following outcomes are most important to you when Congress considers the proposed bill about how energy projects get approved and built?

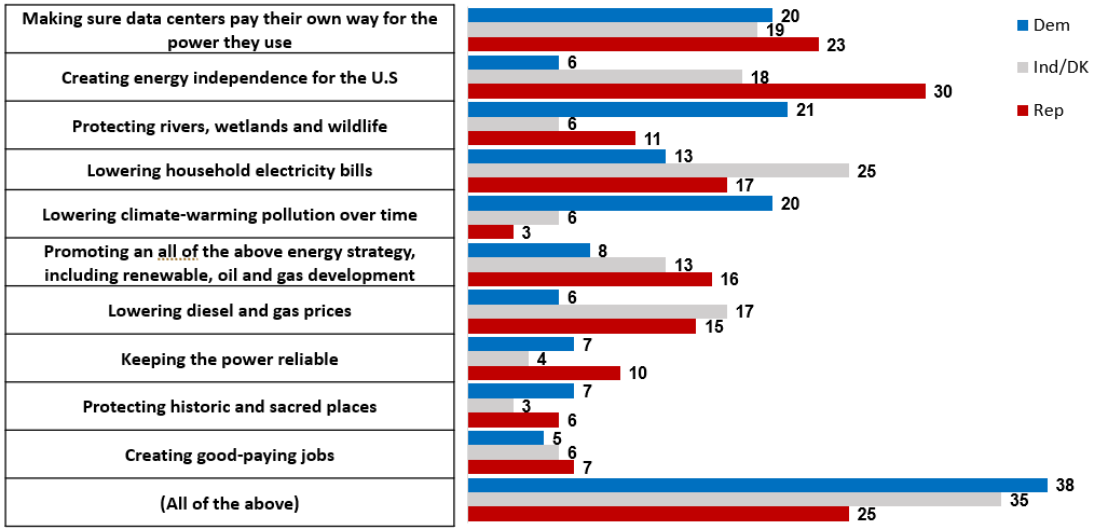

When judging whether an energy bill is good for the climate, a plurality (31%) selects the statement: **"What matters most is the overall result: I would support a bill that lowers climate-warming pollution overall, even with near-term increases from some projects."** However, more than one in five (23%) say it depends.

Independent analysts expect that the bill will lower climate-warming pollution overall, though some projects it speeds up may add pollution in the near term. When judging whether an energy bill is good for the climate, which comes closer to your view?

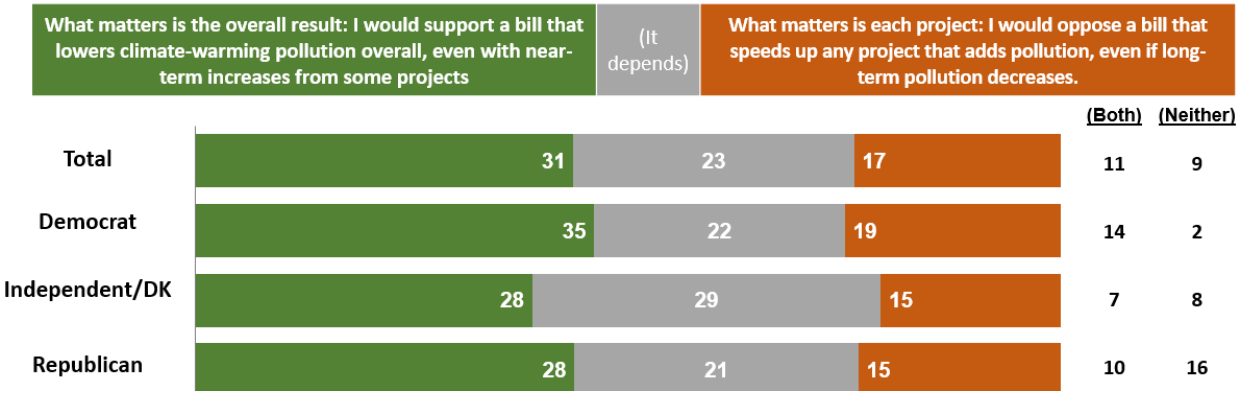

***